


# QY60K

## FULL HYDRAULIC TRUCK CRANE

### Dimensions



### Dimensions

Overall length	13500mm
Overall width	2800mm
Overall height	3510mm

### Weight

Dead weight in travel state	41000kg
Axle load	
Front axle	15000kg
Rear axle	26000kg

### Power

Engine model	
Engine rated power	266/2200kW/(r/min)
Engine rated torque	1250/1500N.m/(r/min)
Engine speed	2200r/min

### Travel

Max.travel speed	75km/h
Min.turning diameter	24m
Min.ground clearance	290mm
Approach angle	17.5°
Departure angle	12°
Braking distance(at 30km/h)	≤10m
Max.gradeability	40%
Fuel consumption of 100km	45L

### Lifting performance

Max.total rated lifting load	60t
Min.raised working radius	3m
Min.swing radius at counterweight tail	3550 mm
Max.load moment	
Base boom	2060kN.m
Full-extend boom	824kN.m
Outrigger span	
Longitudinal distance/Lateral distance	5.81/6.7m
Lifting height	
Base boom	11.2m
Full-extend boom	42m
Full-extend boom+Jib	58m
Boom length	
Base boom	11.5m
Full-extend boom	42m
Full-extend boom+Jib	57m

### Working speed

Boom raising	60s
Boom telescoping time	
Full-extending/retracting	150/100s
Max.slewing speed	2.0r/min
Outrigger telescoping time	
Outrigger beam extending/retracting synchronously	30/20s
Outrigger jack extending/retracting synchronously	35/30s
Hoisting speed (single line)	
Main winch with full load/no load	75/130m/min
Auxiliary winch with full load/no load	98/108m/min

### QY60K FULL HYDRAULIC TRUCK CRANE

- ◆ Whole machine appearance is harmony and smooth,beautiful and fine,unification of upper and lower,and both practical and good looking.
- ◆ Self-made special truck crane chassis with strong power engine of environmental protection greatly improved overall travel performance
- ◆ Extensive adoption of international purchased parts,steel and key hydraulic components are from international first class manufacturer,disposition,greatly reduced crane overall weight and raised the reliability of product.
- ◆ Superior lifting performance and wide application.The crane has various operating modes such as fully/half outrigger and single top,etc.,which extend the use of crane operation,and the lifting performance is advanced in domestic industry.
- ◆ Good control performance.Adoption of electronic proportional control technology and the constant power variable displacement hydraulic system formed by the international advanced components such as electro-hydraulic proportion valve,swing buffer valve and electronic-controlled variable displacement motor efficiently improved operation stability and fine motion.
- ◆ World advanced boom technology.The newly designed boom system greatly improves crane lifting performance.With streamlined boom head and built-in slider efficiently increase boom section joint length and reduce boom lower deflection and greatly enhances overall lifting performance.
- ◆ High work efficiency.The main winch uses dual variable displacement system to realize low speed for heavy duty and high speed for light duty,energy saving and high efficiency,and quick elevating and telescoping mechanisms improve work efficiency.
- ◆ Well-equipped safety protection device.The crane is equipped with automatic load moment limiter,overload and over-winding cutout device,which have raised the safety for crane operation.
- ◆ Ergonomically designed two cabs are accord with ISO standard,and air-conditioner in crane superstructure and carrier.The driver's cab is luxury full-width cab,spacious and comfortable,equipped with shock-absorption adjustable seat for reducing harmful shake and easing driver's tiredness.The operator's cab is mounted at right side,all-round streamlined shape,and equipped with LCD display monitor for a clear glance of all operation.

### XUZHOU CONSTRUCTION MACHINERY GROUP IMP.&EXP.CO.,LTD

Add:XCMG Headquarters,Xuzhou Economic Development Zone,Jiangsu,China 221004  
 Tel:European & American Dept.+86-516-87739238 Middle East Dept.+86-516-87739202  
 Asian Dept.+86-516-87739234 Central Asian Dept.+86-516-87739239  
 American & Oceania Dept.+86-516-87739237 African Dept.+86-516-87739222

Fax:+86-516-87739230  
 E-mail:sinomac@public.xz.js.cn  
 www.xcmg.com

Please contact with our district agent:



Materials and specifications are subject to change without notice.



# QY60K

## HYDRAULIC TRUCK CRANE



Max.Total Rated Lifting Load	60t
Full-extend Boom Lifting Height	42m
Full-extend Boom+Jib Lifting Height	58m

2000.5

# QY60K

## FULL HYDRAULIC TRUCK CRANE

### Total rated lifting load for boom (Table 1)

(Outrigger fully extend to 6.7m;Counterweight 5.5t)

Working radius (m)	Boom					
	Without 5th outrigger,boom over side or over rear;With 5th outrigger,360° full swing					
	11.2m	15.05m	18.9m	26.6m	34.3m	42m
3	60000					
3.5	54000					
4	48000	40000	32000			
4.5	43800	36500	30000			
5	41000	34000	28000	21800		
5.5	38200	31500	26000	20500		
6	35000	30000	24800	20000		
6.5	28500	27500	22500	18800		
7	25500	25200	21000	17800	14000	
8	19200	18800	18500	15800	12500	
9	15500	15100	14500	14300	11500	8500
10		11800	12000	12800	10600	8000
12		7800	8050	9400	9000	6900
14			5500	5900	7500	6500
16			3800	5200	5800	5200
18				3900	4300	4600
20				2800	3400	3600
22				2100	2600	3000
24					2000	2400
26					1500	1800
28					1100	1400
30					800	1100
32						700
34						500
Parts of line	12	8	7	4	3	2
two	0	50%	100%	100%	100%	100%
three	0	0	0	33%	66%	100%
four	0	0	0	33%	66%	100%
five	0	0	0	33%	66%	100%
Boom angle	23°~69.4°	28.3°~71°	24°~75°	29.1°~77.2°	24.1°~78.2°	23.2°~78.5°

### Total rated lifting load for boom (Table 1)

(Outrigger half extend 5.3m;Counterweight 5.5t)

Working radius (m)	Boom					
	Without 5th outrigger,boom over side or over rear;With 5th outrigger,360° full swing					
	11.2m	15.05m	18.9m	26.6m	34.3m	42m
3	60000					
3.5	54000					
4	48000	40000	32000			
4.5	43800	36500	30000			
5	35480	34000	28000	21800		
5.5	29600	27900	26000	20500		
6	23800	23100	22600	20000		
6.5	20200	19600	19000	18800		
7	17400	16800	16400	17800	14000	
8	13300	12800	12500	13700	12500	
9	10550	10100	9800	11500	11500	8500
10		8100	7800	9000	9000	8000
12		5400	5100	6200	6800	6900
14			3400	4400	5050	5300
16			2100	3200	3750	4000
18				2200	2800	3100
20				1500	2100	2400
22				980	1500	1800
24				1000	1300	1700
26				650	980	1300
28					690	900
Parts of line	12	8	7	4	3	2
two	0	50%	100%	100%	100%	100%
three	0	0	0	33%	66%	100%
four	0	0	0	33%	66%	100%
five	0	0	0	33%	66%	100%
Boom angle	23°~69.4°	28.3°~71°	24°~75°	29.1°~77.2°	24.1°~78.2°	23.2°~78.5°

### Notes:

- ◆ The total rated lifting load in the tables are the maximum lifting capacity when the crane is set up on level and firm ground.
- ◆ Because the table of total rated lifting load is step the date,so when the actual working radius is between the middle of two data,select the bigger and most near radius for the corresponding lifting load.
- ◆ The boom telescoping is sequence and synchronous, i.e. when extending, first extend fully the 2nd boom section, then the 3rd, 4th and 5th boom sections; when retracting, first retract the 3rd, 4th and 5th boom sections, then the 2nd boom section.
- ◆ The total rated lifting loads include the weight of hook block and slings.
- ◆ The working radius in the tables are the actual values including the deflection of boom under load.
- ◆ The total rated load in the table is the max. lifting capacity for the boom without jib, when jib is attached on boom head, 2000 kg should be reduced from the total rated load for boom.
- ◆ The boom angle is theoretical calculation and only for reference. When boom angle is at 0° , the maximum permissible boom length is 34m.
- ◆ The total rated lifting load for single top is the same as those for boom with jib at 0° offset.
- ◆ Outrigger must be set up before lifting operation.

### Total rated lifting load for boom (Table 2)

(Outrigger fully extend to 6.7m;Counterweight 5.5t)

Boom angle (°)	Without 5th outrigger,boom over side or over rear;With 5th outrigger,360° full swing											
	(Boom)42m+(Jib)8.5m						(Boom)42m+(Jib)15m					
	Jib offset (0°)	Jib offset (15°)	Jib offset (30°)	Jib offset (0°)	Jib offset (15°)	Jib offset (30°)	Lifting Load (kg)	Lifting Height (m)	Lifting Load (kg)	Lifting Height (m)	Lifting Load (kg)	Lifting Height (m)
78°	4000	51.8	2700	50.9	2400	49.5	2500	57.9	1400	56.2	1100	53.7
75°	3600	51	2500	50	2300	48.5	2100	57	1250	55.2	1040	52.5
72°	3200	50.1	2300	49	2200	47.4	1800	56	1150	54	990	51.1
70°	2900	49.4	2200	48.2	2100	46.6	1700	55.2	1100	53.1	950	50.1
65°	2200	47.5	2000	46.2	1900	44.4	1400	53	900	50.6	750	47.4
60°	1650	45.2	1600	43.8	1500	41.9	1000	60.4	700	47.8	680	44.4
55°	1050	42.7	1000	41.1	900	39.1	650	47.5	500	44.6	450	41.1
50°	550	39.8	500	38.1	450	36						
Max load weight	100kg											

### Total rated lifting load for boom (Table 2)

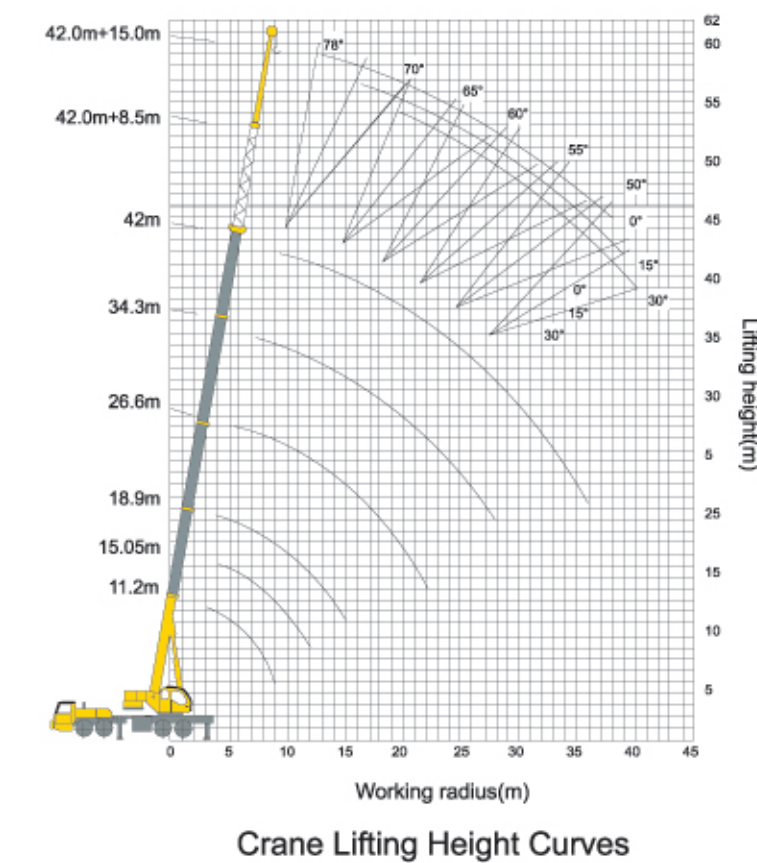
(Outrigger half extend to 5.3m;Counterweight 5.5t)

Boom angle (°)	Without 5th outrigger,boom over side or over rear;With 5th outrigger,360° full swing											
	(Boom)42m+(Jib)8.5m						(Boom)42m+(Jib)15m					
	Jib offset (0°)	Jib offset (15°)	Jib offset (30°)	Jib offset (0°)	Jib offset (15°)	Jib offset (30°)	Lifting Load (kg)	Lifting Height (m)	Lifting Load (kg)	Lifting Height (m)	Lifting Load (kg)	Lifting Height (m)
78°	4000	51.8	2700	50.9	2400	49.5	2500	57.9	1400	56.2	1100	53.7
75°	3600	51	2500	50	2300	48.5	2100	57	1250	55.2	1040	52.5
72°	3200	50.1	2300	49	2200	47.4	1800	56	1150	54	990	51.1
70°	2900	49.4	2200	48.2	2100	46.6	1600	55.2	1100	53.1	950	50.1
65°	1400	47.5	1300	46.2	1200	44.4	1200	53	780	50.6	700	47.4
60°	800	45.2	600	43.8	500	41.9	500	50.4	450	47.8	480	44.4
Max load weight	100kg											

### Notes:

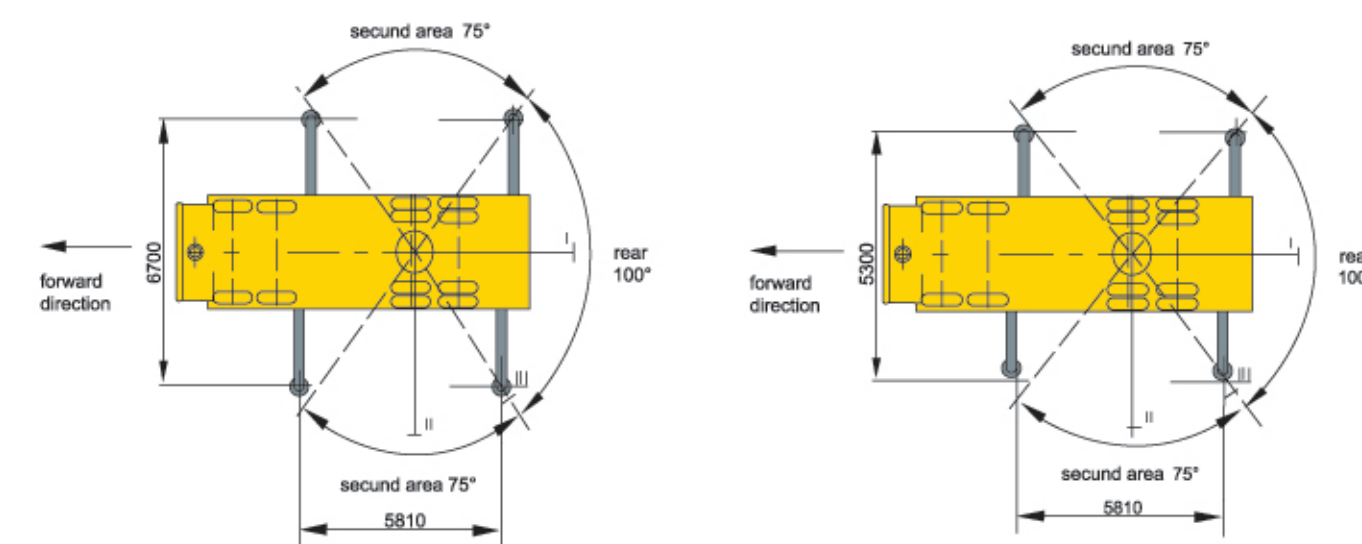
- ◆ The total rated load in the tables is the max. lifting capacity for the crane set up on firm and level ground.
- ◆ The total rated load includes the weight of hook block and slings.
- ◆ Outrigger must be set up before lifting operation.

### QY60k Lifting height curves



Crane Lifting Height Curves

### QY60k Working area



Crane Working Area (Outrigger fully extending)

Crane Working Area (Outrigger half extending)